



BALKAN
CRIMINOLOGY



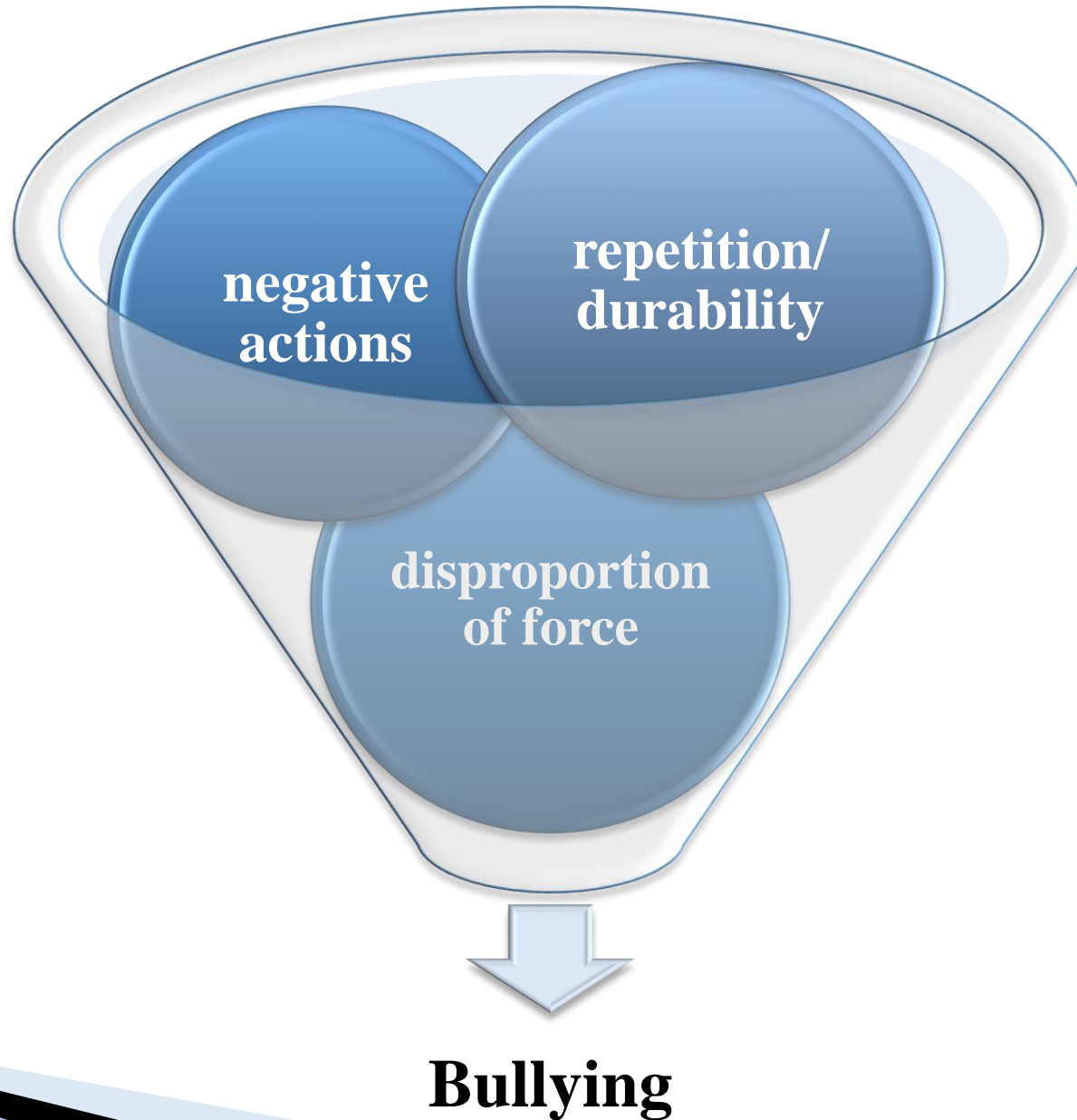
FAKULTET ZA KRIMINALISTIKU,
KRIMINOLOGIJU I SIGURNOSNE
STUDIJE -FKKSS

BULLYING IN BOSNIA AND HERZEGOVINA: TESTING OF DIFFERENCES IN URBAN AND RURAL ENVIRONMENTS

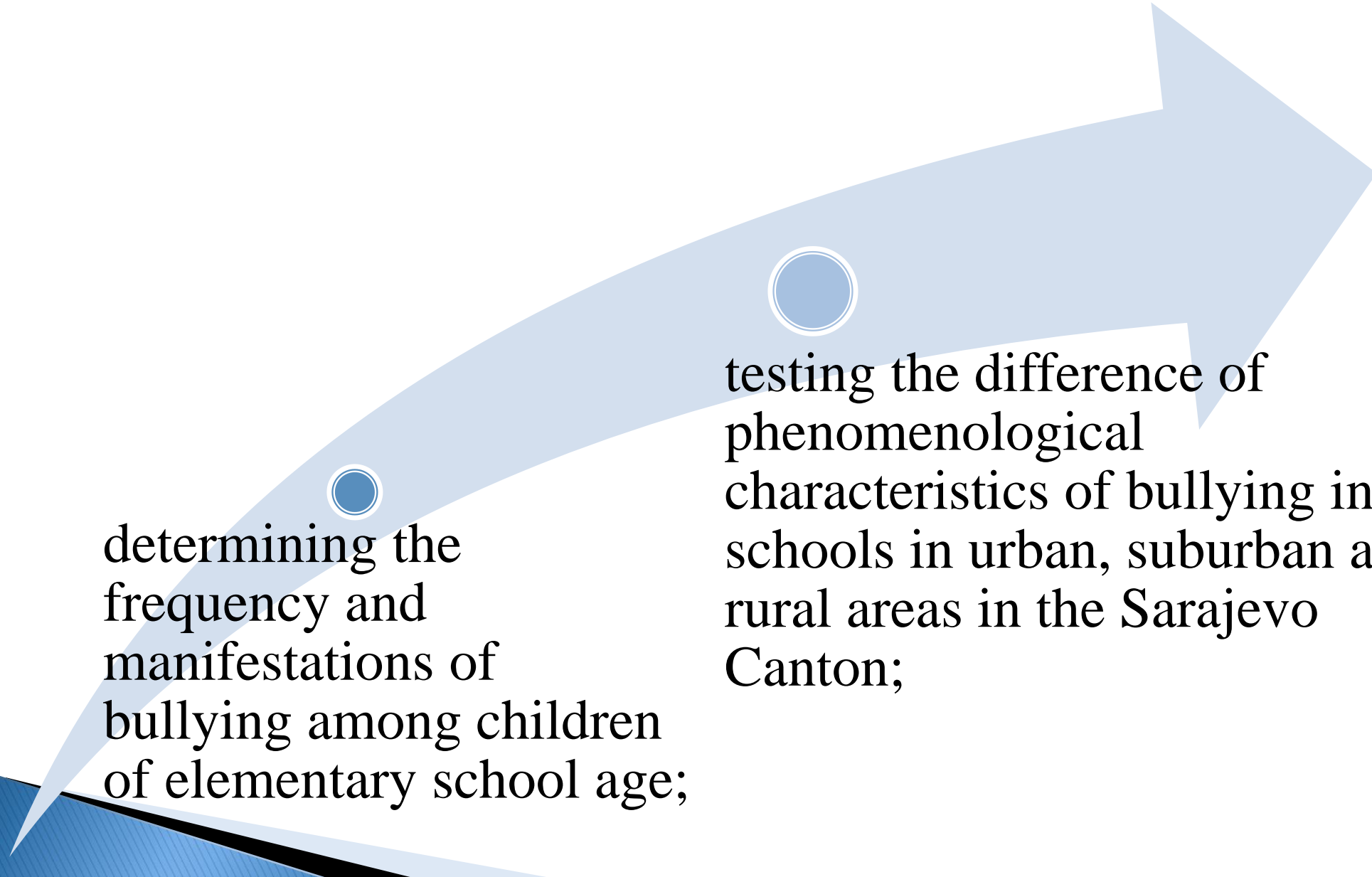
Sandra Kobajica, MA

Faculty of Criminal Justice and Security Studies, University of Sarajevo,
Bosnia and Herzegovina

Dan Olweus, 1973.



Thesis statement



determining the frequency and manifestations of bullying among children of elementary school age;

testing the difference of phenomenological characteristics of bullying in schools in urban, suburban and rural areas in the Sarajevo Canton;

Research questions

1

- Are there differences in the frequency of committed and experienced bullying in schools with regard to age, gender and number of close friends of the respondents?

2

- Are there differences in the forms of bullying which students are exposed to in schools?

3

- Are there differences in the locations where bullying often happens in schools?

Research goals

Scientific

- description;
- classification;
- discovery;

Social

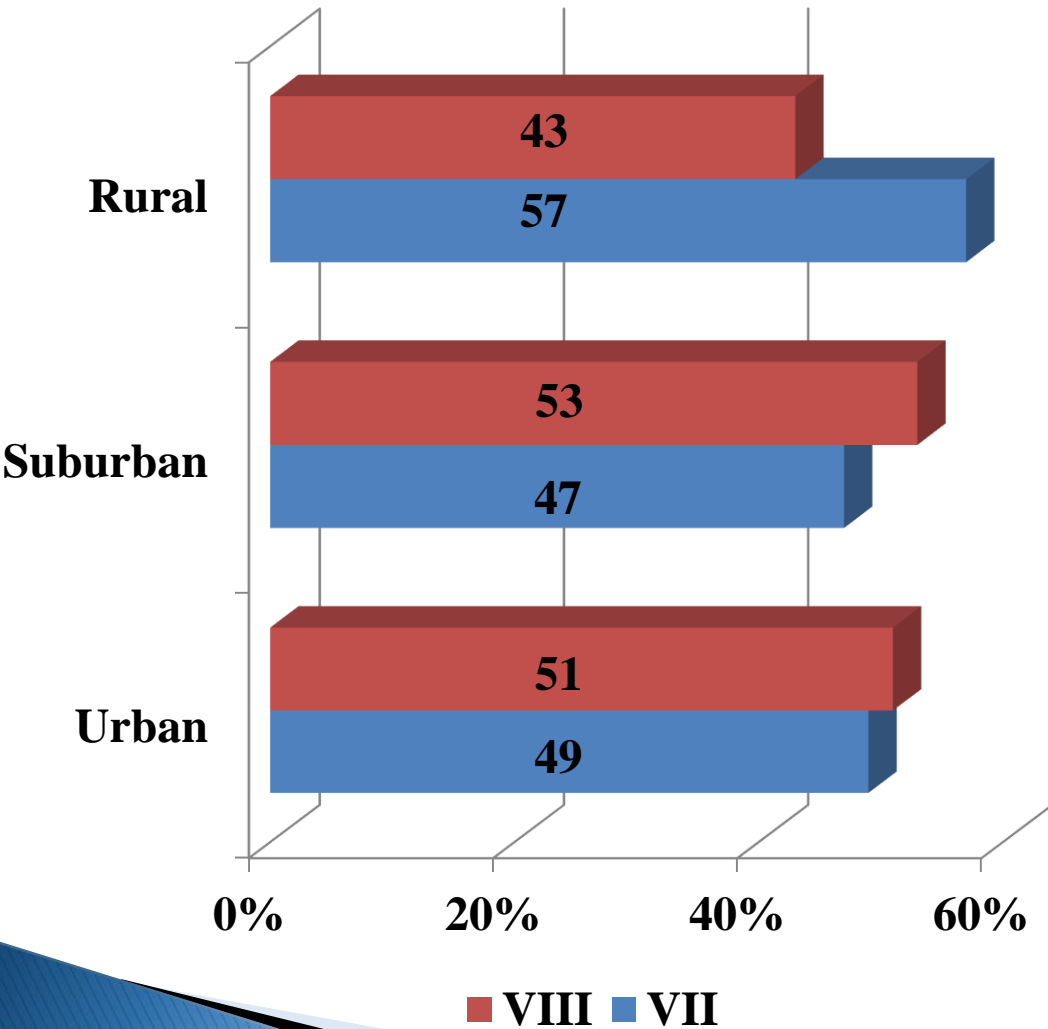
- raising awareness of the problem for more effective prevention and intervention programs;

Methodology

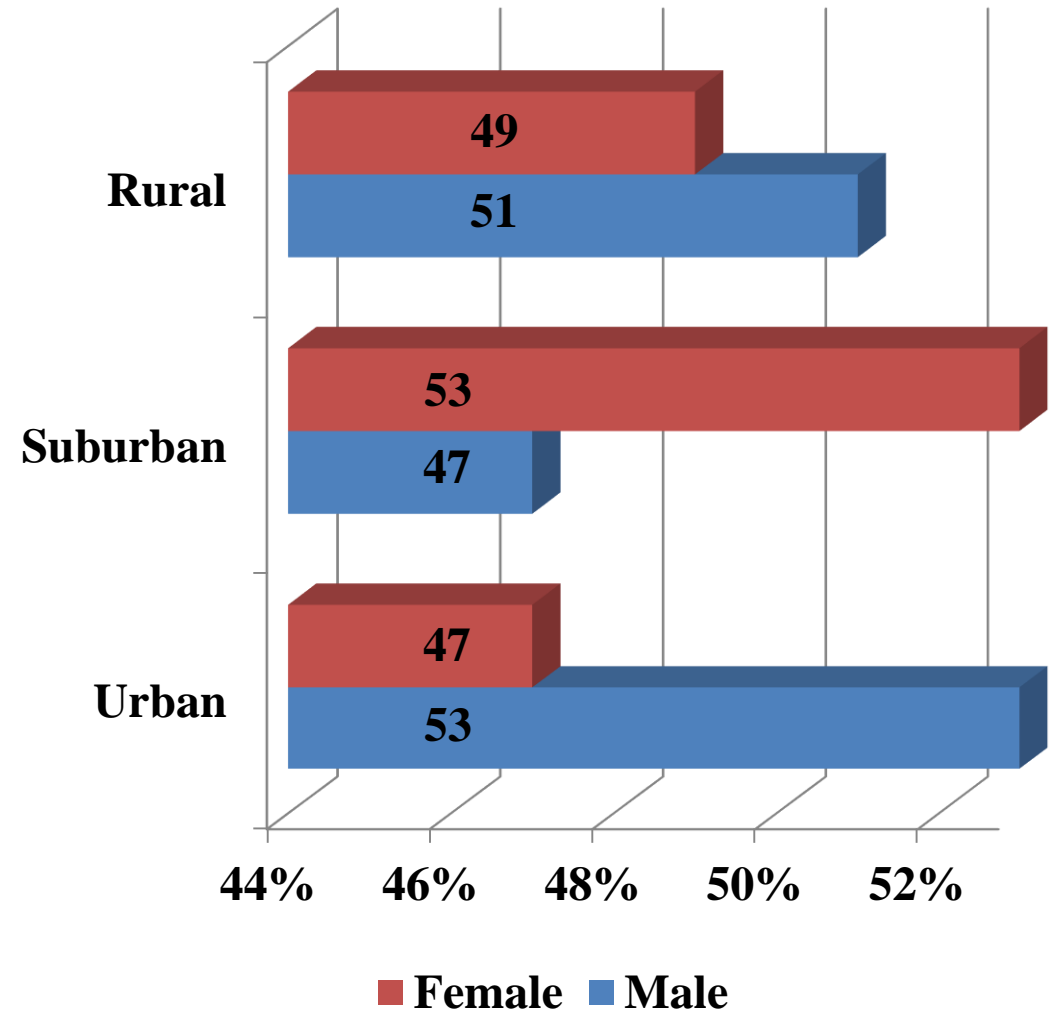
- ▶ **surveying** by Dan Olweus standardized „Bully/Victim Questionnaire“;
- ▶ **temporal/spatial framework**: academic year 2013-2014/Sarajevo Canton;
- ▶ **N = 125 students of VII and VIII grade**;
 - Elementary school „Hrasno“ Sarajevo (urban environment);
 - Eighth elementary school „Amer Cenanović“ Ilidza (suburban environment);
 - Elementary school „Podlugovi“ (rural environment).

Demographic structure

Age structure



Gender structure



Results

- ▶ 21% of respondents participate in bullying 2 – 3 times a month or more often than that:
 - 6% victims;
 - 15% bullies;
- ▶ $p > .05$ – experienced bullying and gender and age of the respondents ;
- ▶ $p < .05$ – experienced bullying and the number of close friends of the respondents;
- ▶ $p > .05$ – manifested bullying and the age and number of close friends of the respondents;
- ▶ $p < .05$ – manifested bullying and gender of the respondents;

Results

The prevalence of bullying

- ▶ bullies:
 - suburban school (26%);
 - rural school (11%);
 - urban school (5%).

- ▶ victims:
 - urban school (9%);
 - subrural school (4%);
 - rural school (3%).


Forms of bullying

- ▶ manifested:
 - verbal;
 - physical;
 - psychological.

- ▶ experienced:
 - verbal;
 - social exclusion;
 - physical violence.

Results

The most common places where bullying occurs

- classrooms at the time when the teacher is absent;
 - way to and from school;
 - school yards and playgrounds;
 - school corridors, stairways and toilets;
 - other places sheltered from the view of an adult.
- 

Conclusion

Limitations

- ▶ disproportionate responses on the frequency of certain forms of bullying and summative answers about the frequency of experienced and committed bullying;
- ▶ sample: a representative at the level of the three observed schools.

Recommendations

- ▶ include the variable of violence among children through information and communication technologies;
- ▶ maximize the sample;
- ▶ test psychosocial predictors of bullying.

Thank you for your attention !

skobajica@fkn.unsa.ba